

Dihydrophenanthridine: A New and Easily Regenerable NAD(P)H Model for Biomimetic Asymmetric Hydrogenation

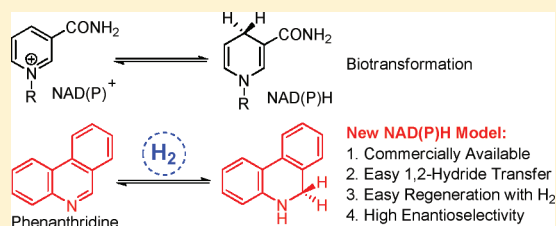
Qing-An Chen,[†] Kai Gao,[†] Ying Duan,[†] Zhi-Shi Ye,[†] Lei Shi,[†] Yan Yang,[†] and Yong-Gui Zhou^{*,†,‡}

[†]State Key Laboratory of Catalysis, Dalian Institute of Chemical Physics, Chinese Academy of Sciences, Dalian 116023, China

[‡]State Key Laboratory of Organometallic Chemistry, Shanghai Institute of Organic Chemistry, Chinese Academy of Sciences, Shanghai 200032, China

S Supporting Information

ABSTRACT: A new and easily regenerable NAD(P)H model 9,10-dihydrophenanthridine (DHPD) has been designed for biomimetic asymmetric hydrogenation of imines and aromatic compounds. This reaction features the use of hydrogen gas as terminal reductant for the regeneration of the DHPD under the mild condition. Therefore, the substrate scope is not limited in benzoxazinones; the biomimetic asymmetric hydrogenation of benzoxazines, quinoxalines, and quinolines also gives excellent activities and enantioselectivities. Meanwhile, an unexpected reversal of enantioselectivity was observed between the reactions promoted by the different NAD(P)H models, which is ascribed to the different hydride transfer pathway.



INTRODUCTION

As a couple of the most important coenzymes found in living cells, reduced nicotinamide adenine dinucleotide (NADH) and nicotinamide adenine dinucleotide phosphate (NADPH) play great roles in reduction–oxidation (redox) metabolism.¹ Therefore, NAD(P)H mimics have become one of the most significant fields in biomimetic chemistry over the past few decades (Figure 1). Despite that much progress has been

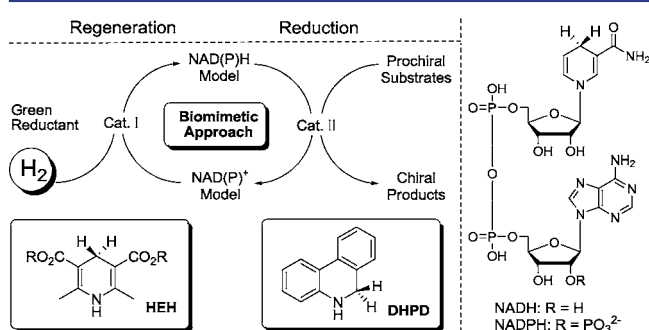


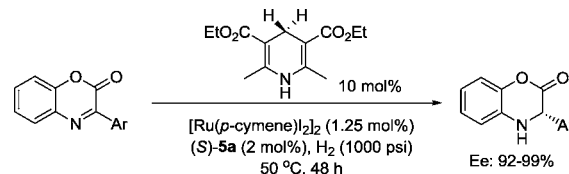
Figure 1. (A) NAD(P)H models-mediated biomimetic reduction (Cat. I, regeneration catalyst; Cat. II, reduction catalyst; HEH, Hantzsch esters; DHPD, 9,10-dihydrophenanthridine).

achieved, most of the current research focuses on the hydride transfer ability and selectivity in redox reactions rather than the renewable capability of NAD(P)H models.²

As one of the simplest NAD(P)H models, Hantzsch esters (HEH)³ have been widely and successfully used as reductant in the enantioselective transfer hydrogenation of unsaturated bonds (C=C, C=N, and C=O) using organocatalysts^{4,5} and metal catalysts (Figure 1).⁶ Recently, we reported an

efficient method for in situ regeneration of HEH from Hantzsch pyridine under hydrogen gas in biomimetic asymmetric hydrogenation (Scheme 1).^{7a} Although excellent

Scheme 1. Biomimetic Asymmetric Hydrogenation of Benzoxazinones Using Catalytic Amount of Hantzsch Esters



enantioselectivities were obtained, the regeneration condition of HEH was harsh, and the substrate scope was limited to benzoxazinones which underwent no background reaction. Developing a milder biomimetic asymmetric hydrogenation is of great interest in the field of NAD(P)H mimics and good for extending the substrate generality. Based on our previous work on asymmetric hydrogenation,⁸ we envisioned that looking for a new and easily regenerable NAD(P)H model is probably a good choice.

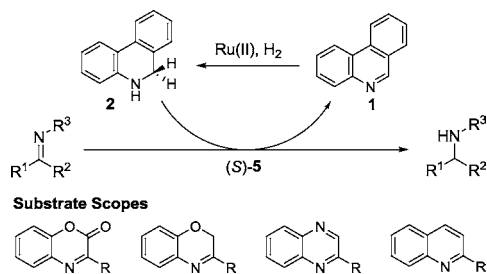
To the best of our knowledge, the dihydropyridine amido group is the key structure in NAD(P)H models and plays an important part in the hydride transfer process. Therefore, most of the currently successful NAD(P)H models, such as HEH³ and 1-benzyl-1,4-dihyronicotinamide (BNAH),⁹ contain a dihydropyridine skeleton. Based on the design of NAD(P)H models, the search of NAD(P)H models that can be used in the

Received: December 15, 2011

Published: January 3, 2012

biomimetic asymmetric hydrogenation process takes into account four requirements: (a) easy preparation of the NAD(P)H model from commercially available materials; (b) easy hydride transfer from the NAD(P)H model to the prochiral substrate; (c) easy regeneration of the NAD(P)H model from the oxidized form under hydrogen gas; (d) easy control of the reaction enantioselectivity. Herein, we developed a new and easily regenerable NAD(P)H model 9,10-dihydrophenanthridine (DHPD) for biomimetic asymmetric hydrogenation of imines and aromatic compounds (Scheme 2).

Scheme 2. Biomimetic Asymmetric Hydrogenation Promoted by Dihydrophenanthridine



Owing to the fact that only mild condition was required for regeneration of DHPD, the substrate scope is not just limited in benzoxazinones; the biomimetic asymmetric hydrogenation of benzoxazines, quinoxalines, and quinolines also gives excellent activities and enantioselectivities.

RESULTS AND DISCUSSION

Regeneration of NAD(P)H Model-DHPD from Phenanthridine. Its easy preparation and dehydroaromatization make 9,10-dihydrophenanthridine (DHPD) a promising candidate to act as a new and renewable NAD(P)H model in biomimetic asymmetric hydrogenation systems. The 1,2-hydride transfer pathway occurring in DHPD-mediated reduction is different from the common 1,4-hydride transfer of the current NAD(P)H model. This feature perhaps is good for controlling the reaction enantioselectivity owing to the decrease in steric distance between the substrate and the catalyst. Based on our research on biomimetic asymmetric hydrogenation,⁷ the Ru(II) complex was chosen as the catalyst for the regeneration of DHPD 2 from phenanthridine 1 under hydrogen gas (Table 1).

$[\text{Ru}(p\text{-cymene})\text{I}_2]_2$ exhibited similar catalytic efficiency in the reduction of phenanthridine 1 in different solvents under 200 psi of H_2 (entries 1–6). No decrease of conversion was observed with the change of the pressure of H_2 , even under atmospheric pressure using CH_2Cl_2 as the solvent (entries 7–9).

Biomimetic Asymmetric Hydrogenation of Benzoxazinones. Subsequently, the feasibility of the in situ regeneration of DHPD for the asymmetric hydrogenation of benzoxazinone 3a was explored, and the results are presented in Table 2.¹⁰ The evaluation of chiral Brønsted acids demonstrated that (S)-5d was the best catalyst for the hydride transfer and delivered 4a in 94% ee (entries 1–4).^{11,12} No improvement of the conversion was achieved through the investigation of solvent effect (entries 5–8). With the increasing of the pressure of hydrogen gas or the catalyst loading, an improvement of reaction conversion was observed (entries 9–10). Prolonging the reaction time delivered the dihydrobenzoxazinone 4a with excellent conversion (entry 11).

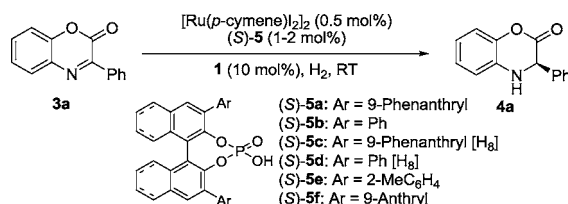
With the optimized conditions, the generality of the biomimetic asymmetric hydrogenation of benzoxazinones 3 using a catalytic amount of phenanthridine 1 (10 mol %) was investigated (Table 3). In general, moderate to excellent yields (77–96%) and excellent enantioselectivities (87–97% ee) were achieved in this hydrogenation system for various benzoxazinones 3 regardless of the electronic properties of substituents (entries 1 and 3–12). Interestingly, an unexpected reversal of enantioselectivity was observed between the different NAD(P)H models (DHPD vs HEH)-promoted biomimetic asymmetric hydrogenation (entry 1 vs 2).^{7a,10a}

Enantioversal Phenomenon in Biomimetic Asymmetric Hydrogenation. The origin of enantioversal in biomimetic asymmetric hydrogenation of benzoxazinones 3 can be explained by the stereochemical model as illustrated in Figure 2.¹³ For the biomimetic asymmetric hydrogenation promoted by DHPD, the substrate 3a and DHPD interact with chiral phosphoric acid (S)-5 through two hydrogen bonds (eq 1).¹⁴ These two hydrogen bonds and the effect of steric hindrance build up a “three-point contact model” that determines the stereoselectivity in this 1,2-hydride transfer process. In the biomimetic asymmetric hydrogenation promoted by HEH,^{7a} 3a/(S)-5/HEH form another three-point contact model leading to *Re*-face reduction based on Goodman and Himo’s calculation (eq 2).¹⁵ The different steric

Table 1. Generation of DHPD 2 from Phenanthridine 1^a

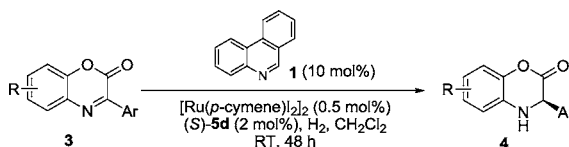
entry	solvent	H_2 (psi)	conv. (%) ^b
1	toluene	200	71
2	THF	200	89
3	dioxane	200	81
4	EtOAc	200	86
5	CHCl_3	200	80
6	CH_2Cl_2	200	83
7	CH_2Cl_2	500	83
8	CH_2Cl_2	50	84
9	CH_2Cl_2	15	83

^a1 (0.02 mmol), $[\text{Ru}(p\text{-cymene})\text{I}_2]_2$ (5 mol %), H_2 , solvent (2 mL), 16 h. ^bDetermined by ^1H NMR.

Table 2. In Situ Regeneration of DHPD 2 for the Biomimetic Hydrogenation of Benzoxazinone 3a^a

entry	solvent	5	conv. (%) ^b	ee (%) ^c
1	CH ₂ Cl ₂	(S)-5a	17	70
2	CH ₂ Cl ₂	(S)-5b	16	90
3	CH ₂ Cl ₂	(S)-5c	17	74
4	CH ₂ Cl ₂	(S)-5d	19	94
5	CHCl ₃	(S)-5d	12	90
6	THF	(S)-5d	<5	—
7	toluene	(S)-5d	12	95
8	EtOAc	(S)-5d	9	93
9 ^d	CH ₂ Cl ₂	(S)-5d	36	94
10 ^{d,e}	CH ₂ Cl ₂	(S)-5d	52	94
11 ^{d,e,f}	CH ₂ Cl ₂	(S)-5d	>95	94

^a3a (0.20 mmol), 1 (10 mol %), [Ru(*p*-cymene)₂]₂ (0.5 mol %), (S)-5 (1 mol %), solvent (2 mL), H₂ (50 psi), 16 h. ^bDetermined by ¹H NMR. ^cDetermined by HPLC. ^dH₂ (500 psi). ^e(S)-5d (2 mol %). ^f48 h.

Table 3. Biomimetic Asymmetric Hydrogenation of Benzoxazinones 3 Using Phenanthridine 1^a

entry	R in 3	Ar in 3	yield (%) ^b	ee (%) ^c
1	H	Ph	96 (4a)	94 (R)
2 ^d	H	Ph	93 (4a)	98 (S)
3	H	4-MeOC ₆ H ₄	94 (4b)	94 (R)
4	H	4-MeC ₆ H ₄	96 (4c)	93 (R)
5	H	3,4-Me ₂ C ₆ H ₃	94 (4d)	90 (R)
6	H	4-ClC ₆ H ₄	89 (4e)	96 (R)
7	H	4-BrC ₆ H ₄	82 (4f)	97 (R)
8	H	4-FC ₆ H ₄	82 (4g)	95 (R)
9	H	3-FC ₆ H ₄	82 (4h)	94 (R)
10	H	2-thienyl	78 (4i)	95 (S)
11	6-Cl	Ph	87 (4j)	89 (R)
12	6-Me	Ph	77 (4k)	87 (R)
13	7-Me	Ph	90 (4l)	93 (R)

^a3 (0.20 mmol), 1 (10 mol %), [Ru(*p*-cymene)₂]₂ (0.5 mol %), (S)-5d (2 mol %), H₂ (500 psi), CH₂Cl₂ (2 mL), 48 h, RT. ^bIsolated yields. ^cDetermined by HPLC. ^dThe data were quoted from ref 7a: 3 (0.20 mmol), Hantzsch ethyl ester (10 mol %), [Ru(*p*-cymene)₂]₂ (1.25 mol %), (S)-5a (2 mol %), H₂ (1000 psi), THF/CH₂Cl₂ 1/3 (2 mL), 48 h, 50 °C.

demand between 1,2- and 1,4-hydride transfer pathway is responsible for the reversal of enantioselectivity which we had observed in the asymmetric disproportionation of dihydroquinoxalines.^{7b}

Biomimetic Asymmetric Hydrogenation of Benzoxazines. Encouraged by the successful hydrogenation of benzoxazinones 3, we then examined the hydrogenation of benzoxazines 6. The pressure of H₂ could be further reduced in the biomimetic asymmetric reduction of benzoxazines 6 using a catalytic amount of phenanthridine 1 (10 mol %) with full conversion and up to 92% ee (Table 4, entries 1 and 4–11).¹⁶ Even under 1 atm of H₂, full conversion was observed in the reduction of benzoxazine 6a with 2 mol % of [Ru(*p*-cymene)₂]₂ in 72 h (entry 2). As expected, a reversal of

enantioselectivity was also observed in the reduction of benzoxazines 6 promoted by different hydride transfer reagents (DHPD vs HEH, entry 1 vs 3). Notably, the obtained chiral products dihydrobenzoxazines 7 are efficient catalysts for the enantioselective transfer hydrogenation of α,β -unsaturated aldehydes with Hantzsch esters as hydrogen source.^{16c}

Biomimetic Asymmetric Hydrogenation of Aromatic Compounds Quinoxalines. The biomimetic asymmetric hydrogenation promoted by DHPD could also be successfully applied to the reduction of aromatic compounds,¹⁷ such as quinoxalines^{18,19} and quinolines.^{20,21} The optically pure 1,2,3,4-tetrahydroquinoxaline derivatives are of great synthetic potential in the preparation of pharmaceuticals and agrochemicals. Therefore, various transitional metal catalysts

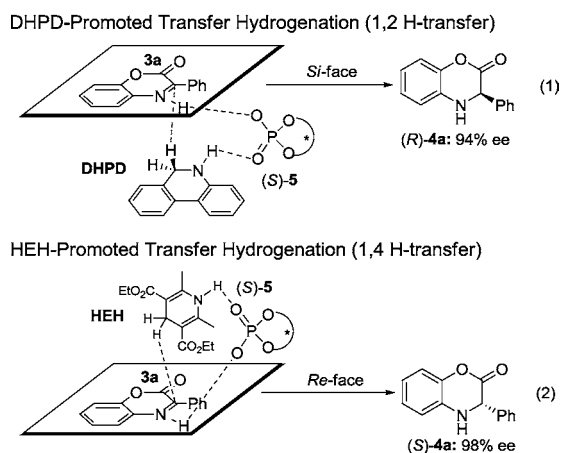


Figure 2. Origin of enantio reversal in the biomimetic asymmetric hydrogenation resulting from different hydride transfer pathways.

involving rhodium, iridium, and ruthenium complexes have been developed for the enantioselective hydrogenation of quinoxalines since 1987.¹⁸ Recently, Rueping and co-workers reported highly enantioselective Brønsted acid-catalyzed transfer hydrogenation of quinoxalines with HEH as hydrogen source.¹⁹ Owing to the fact that there are two unsaturated bonds (C=N) reduced in quinoxalines, at least 2 equiv of Hantzsch esters are required in order to achieve full conversion. Besides this, separating the chiral products from the pyridine derivatives (more than 2 equiv) generated by dehydrogenation of Hantzsch ester is difficult. These two disadvantages will be overcome by the biomimetic asymmetric hydrogenation of quinoxalines **8** promoted by a catalytic amount of phenanthridine **1**.

The optimized condition was obtained through an exploration of appropriate Brønsted acid catalysts and the examination of reaction parameters, such as solvent, hydrogen gas pressure, catalyst loading, and temperature. Only 10 mol % of phenanthridine **1** was required to promote the hydro-

genation of the two double bonds (C=N) in the moiety of quinoxalines **8** with high yields (Table 5). Generally, good to excellent enantioselectivities (85–95%) were obtained in this biomimetic asymmetric hydrogenation system regardless of the electronic property of the substituent on quinoxalines **8** (entries 1 and 3–12). As predicted, an enantio reversal phenomenon occurred once again (entry 1 vs 2).

Biomimetic Asymmetric Hydrogenation of Aromatic Compounds Quinolines

In 2003, our group developed the first example of iridium-catalyzed highly enantioselective hydrogenation of quinolines providing a simple access to chiral 1,2,3,4-tetrahydroquinolines, which are of great synthetic importance in the preparation of natural products and pharmaceuticals.^{8a–f} Subsequently, much important progress has been achieved in the asymmetric hydrogenation of quinolines using numerous transition-metal catalysts.²⁰ Meanwhile, the organocatalytic asymmetric transfer hydrogenation of quinolines using Hantzsch esters as hydrogen source has been well developed by Rueping and Du.²¹

Due to the fact that two different unsaturated double bonds (C=C and C=N) are reduced in quinolines, the biomimetic asymmetric hydrogenation of quinolines **10** will be more difficult than the hydrogenation of quinoxalines considering the catalyst system's selectivities. In order to achieve high conversions, the catalyst loading, hydrogen gas pressure, and reaction temperature have to be increased (Table 6). To our delight, excellent enantioselectivities (86–93%) could also be obtained in the biomimetic asymmetric hydrogenation of quinolines **10** using a catalytic amount of phenanthridine **1** (entries 1–8).

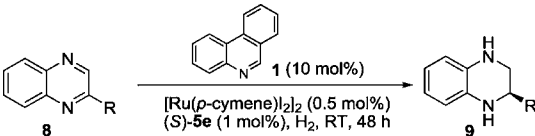
Proposed Catalytic Cycle for Biomimetic Asymmetric Hydrogenation

A proposed mechanism for the biomimetic asymmetric hydrogenation of imines is illustrated in Scheme 3. Just like the enzymatic reactions where NAD(P)H is involved, this biomimetic asymmetric hydrogenation comprises two cascade redox cycles promoted by metal/Brønsted acid relay catalysis.²² Owing to the easy regeneration of DHPD **2** from phenanthridine **1**, a milder reaction condition was required

Table 4. Biomimetic Asymmetric Hydrogenation of Benzoxazines **6** Using Phenanthridine **1** under Mild Conditions^a

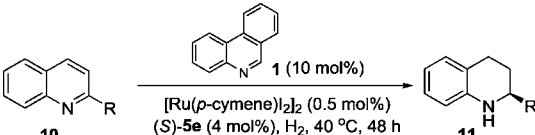
entry	R in 6	yield (%) ^b	ee (%) ^c
1	Ph	99 (7a)	92 (R)
2 ^d	Ph	99 (7a)	90 (R)
3 ^e	Ph	95 (7a)	97 (S)
4	4-MeC ₆ H ₄	98 (7b)	86 (R)
5	4-PhC ₆ H ₄	99 (7c)	88 (R)
6	4-BrC ₆ H ₄	98 (7d)	91 (R)
7	4-ClC ₆ H ₄	98 (7e)	88 (R)
8	4-FC ₆ H ₄	98 (7f)	88 (R)
9	3-BrC ₆ H ₄	99 (7g)	92 (R)
10	3,4-Cl ₂ C ₆ H ₃	98 (7h)	88 (R)
11	2-naphthyl	99 (7i)	87 (R)

^a**6** (0.20 mmol), **1** (10 mol %), [Ru(*p*-cymene)₂]₂ (1 mol %), (*S*)-**5d** (1 mol %), H₂ (50 psi), CH₂Cl₂ (2 mL), 32 h, RT. ^bIsolated yields. ^cDetermined by HPLC. ^dH₂ (1 atm), [Ru(*p*-cymene)₂]₂ (2 mol %), (*S*)-**5d** (1 mol %), 72 h, RT. ^eThe data were quoted from ref 10a. (*R*)-**5a** was used in Rueping's work for the formation of (*R*)-**7a**. For a simple discussion, (*S*)-**5a** was employed in this table. Reaction conditions: **6a**, Hantzsch ethyl ester (1.25 equiv) and (*S*)-**5a** (0.1 mol %), CH₂Cl₂, 12 h.

Table 5. Biomimetic Asymmetric Hydrogenation of Quinoxalines 8 Using Phenanthridine 1^a


entry	Ar in 8	yield (%) ^b	ee (%) ^c
1	Ph	99 (9a)	90 (R)
2 ^d	Ph	98 (9a)	90 (S)
3	4-MeC ₆ H ₄	96 (9b)	91 (R)
4	4-MeOC ₆ H ₄	98 (9c)	85 (R)
5	4-FC ₆ H ₄	98 (9d)	91 (R)
6	4-ClC ₆ H ₄	98 (9e)	91 (R)
7	4-BrC ₆ H ₄	98 (9f)	92 (R)
8	4-CF ₃ C ₆ H ₄	93 (9g)	93 (R)
9	3-FC ₆ H ₄	99 (9h)	90 (R)
10	3-ClC ₆ H ₄	96 (9i)	92 (R)
11	3-BrC ₆ H ₄	99 (9j)	93 (R)
12	2-naphthyl	96 (9k)	95 (R)

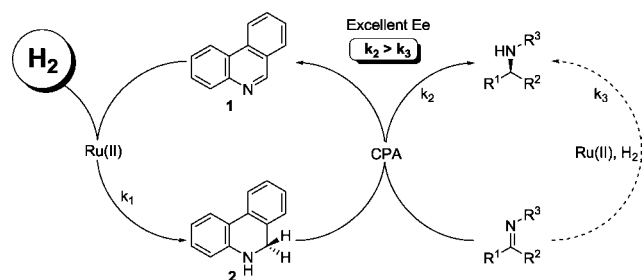
^a8 (0.20 mmol), 1 (10 mol %), [Ru(*p*-cymene)₂]₂ (0.5 mol %), (*S*)-5e (1 mol %), H₂ (100 psi), benzene (2 mL), 48 h, RT. ^bIsolated yields. ^cDetermined by HPLC. ^dThe data were quoted from ref 19. (*R*)-5f was used in Rueping's work for the formation of (*R*)-9a. For a simple discussion, (*S*)-5f was employed in this table. Reaction conditions: 8, Hantzsch ethyl ester (2.4 equiv) and (*S*)-5f (10 mol %), 35 °C, CHCl₃ (0.5 M), 24 h.

Table 6. Biomimetic Asymmetric Hydrogenation of Quinolines 10 Using Phenanthridine 1^a


entry	Ar in 10	yield (%) ^b	ee (%) ^c
1	Ph	95 (11a)	91 (S)
2	4-MeC ₆ H ₄	96 (11b)	90 (S)
3	4-MeOC ₆ H ₄	98 (11c)	86 (S)
4	4-FC ₆ H ₄	96 (11d)	90 (S)
5	4-ClC ₆ H ₄	94 (11e)	91 (S)
6	4-BrC ₆ H ₄	90 (11f)	93 (S)
7	4-CF ₃ C ₆ H ₄	64 (11g) ^d	92 (S)
8	2-naphthyl	92 (11h)	91 (S)

^a10 (0.20 mmol), 1 (10 mol %), [Ru(*p*-cymene)₂]₂ (0.5 mol %), (*S*)-5e (4 mol %), H₂ (400 psi), benzene (2 mL), 40 °C, 48 h, RT. ^bIsolated yields. ^cDetermined by HPLC. ^dConversion determined by ¹H NMR.

Scheme 3. Proposed Mechanism for Biomimetic Hydrogenation of Imines Using Phenanthridine 1 (CPA = Chiral Phosphoric Acid)



compared with the biomimetic asymmetric hydrogenation using a catalytic amount of HEH.^{7a} The excellent enantioselectivities achieved in this biomimetic asymmetric transfer hydrogenation are attributed to the fact that the reaction rate of this principal reaction k_2 is faster than that of the undesired side reaction k_3 which gives racemic products.

CONCLUSIONS

In summary, we have successfully developed a new and easily regenerable NAD(P)H model DHPD for biomimetic asymmetric hydrogenation of benzoxazinones, benzoxazines, quinoxalines, and quinolines. The easy regeneration of DHPD 2 from phenanthridine 1 suggests that this biomimetic cascade reduction could be performed under mild conditions. Therefore, the substrate scope is not limited in benzoxazinones; the biomimetic asymmetric hydrogenation of benzoxazines, quinoxalines, and quinolines also gave excellent activities and enantioselectivities. Meanwhile, an unexpected reversal of enantioselectivity was observed between the reactions promoted by the different NAD(P)H models. This work also features the use of hydrogen gas as the terminal reductant for the regeneration of the NAD(P)H model and combining transition-metal catalyst and organocatalyst for two biomimetic cascade redox cycles. Further investigations on the application of this method are currently ongoing in our lab.

■ ASSOCIATED CONTENT

■ Supporting Information

Complete experimental procedures and characterization data for the prepared compounds. This material is available free of charge via the Internet at <http://pubs.acs.org>.

■ AUTHOR INFORMATION

Corresponding Author

yzgzhou@dicp.ac.cn

■ ACKNOWLEDGMENTS

This work was supported by the National Natural Science Foundation of China (21032003 and 21125208), National Basic Research Program of China (2010CB833300), and Dalian Institute of Chemical Physics (K2010F1). We also thank Prof. Xumu Zhang of Rutgers University and Prof. Wen-Jing Xiao of Central China Normal University for very helpful discussions.

■ REFERENCES

- (1) (a) Lin, H. *Org. Biomol. Chem.* **2007**, *5*, 2541. (b) Ying, W. H. *Antioxid. Redox Signal.* **2008**, *10*, 179. (c) Houtkooper, R. H.; Cantó, C.; Wanders, R. J.; Auwerx, J. *Endocr. Rev.* **2010**, *31*, 194.
- (2) For selected work on regeneration of NAD(P)H models, see: (a) Lo, H. C.; Fish, R. H. *Angew. Chem., Int. Ed.* **2002**, *41*, 478. (b) Wagenknecht, P. S.; Penney, J. M.; Hembre, R. T. *Organometallics* **2003**, *22*, 1180. (c) Xu, H. J.; Liu, Y. C.; Fu, Y.; Wu, Y. D. *Org. Lett.* **2006**, *8*, 3449. (d) Procuranti, B.; Connon, S. J. *Chem. Commun.* **2007**, 1421.
- (3) For recent reviews on asymmetric reactions using Hantzsch esters, see: (a) Ouellet, S. G.; Walji, A. M.; MacMillan, D. W. C. *Acc. Chem. Res.* **2007**, *40*, 1327. (b) You, S. L. *Chem. Asian J.* **2007**, *2*, 820. (c) Connon, S. J. *Org. Biomol. Chem.* **2007**, *5*, 3407. (d) Rueping, M.; Dufour, J.; Schoepke, F. R. *Green Chem.* **2011**, *13*, 1084.
- (4) For recent work on chiral Brønsted acids catalyzed asymmetric transfer hydrogenation with Hantzsch esters, see: (a) Singh, S.; Batra, U. K. *Indian J. Chem., Sect. B: Org. Chem. Incl. Med. Chem.* **1989**, *28*, 1. (b) Rueping, M.; Sugiono, E.; Azap, C.; Theissmann, T.; Bolte, M. *Org. Lett.* **2005**, *7*, 3781. (c) Hoffmann, S.; Seayad, A. M.; List, B. *Angew. Chem., Int. Ed.* **2005**, *44*, 7424. (d) Martin, N. J. A.; List, B. *J. Am. Chem. Soc.* **2006**, *128*, 13368. (e) Mayer, S.; List, B. *Angew. Chem., Int. Ed.* **2006**, *45*, 4193. (f) Kang, Q.; Zhao, Z. A.; You, S. L. *Adv. Synth. Catal.* **2007**, *349*, 1657. (g) Li, G. L.; Liang, Y. X.; Antilla, J. C. *J. Am. Chem. Soc.* **2007**, *129*, 5830. (h) Rueping, M.; Antonchick, A. P. *Angew. Chem., Int. Ed.* **2007**, *46*, 4562. (i) Zhou, J.; List, B. *J. Am. Chem. Soc.* **2007**, *129*, 7498. (j) Kang, Q.; Zhao, Z. A.; You, S. L. *Org. Lett.* **2008**, *10*, 2031. (k) Li, G. L.; Antilla, J. C. *Org. Lett.* **2009**, *11*, 1075. (l) Han, Z. Y.; Xiao, H.; Chen, X. H.; Gong, L. Z. *J. Am. Chem. Soc.* **2009**, *131*, 9182. (m) Liu, X. Y.; Che, C. M. *Org. Lett.* **2009**, *11*, 4204. (n) Nguyen, T. B.; Bousserouel, H.; Wang, Q.; Guéritte, F. *Org. Lett.* **2010**, *12*, 4705. (o) Rueping, M.; Brinkmann, C.; Antonchick, A. P.; Atodiresei, I. *Org. Lett.* **2010**, *12*, 4604. (p) Rueping, M.; Merino, E.; Koenigs, R. M. *Adv. Synth. Catal.* **2010**, *352*, 2629. (q) Wakchaure, V. N.; Zhou, J.; Hoffmann, S.; List, B. *Angew. Chem., Int. Ed.* **2010**, *49*, 4612. (r) Nguyen, T. B.; Bousserouel, H.; Wang, Q.; Guéritte, F. *Adv. Synth. Catal.* **2011**, *353*, 257. (s) Nguyen, T. B.; Wang, Q.; Guéritte, F. *Chem.—Eur. J.* **2011**, *17*, 9576.
- (5) For selected work on chiral amine promoted asymmetric transfer hydrogenation with Hantzsch esters, see: (a) Yang, J. W.; Hechavarría Fonseca, M. T.; List, B. *Angew. Chem., Int. Ed.* **2004**, *43*, 6660. (b) Ouellet, S. G.; Tuttle, J. B.; MacMillan, D. W. C. *J. Am. Chem. Soc.* **2005**, *127*, 32. (c) Yang, J. W.; Hechavarría Fonseca, M. T.; Vignola, N.; List, B. *Angew. Chem., Int. Ed.* **2005**, *44*, 108. (d) Tuttle, J. B.; Ouellet, S. G.; MacMillan, D. W. C. *J. Am. Chem. Soc.* **2006**, *128*, 12662. (e) Zhao, G. L.; Córdova, A. *Tetrahedron Lett.* **2006**, *47*, 7417. (f) Akagawa, K.; Akabane, H.; Sakamoto, S.; Kudo, K. *Org. Lett.* **2008**,

10, 2035. For selected work on chiral thiourea-catalyzed asymmetric transfer hydrogenation with Hantzsch esters, see: (g) Martin, N. J. A.; Ozores, L.; List, B. *J. Am. Chem. Soc.* **2007**, *129*, 8976. (h) Martin, N. J. A.; Cheng, X.; List, B. *J. Am. Chem. Soc.* **2008**, *130*, 13862. (i) Schneider, J. F.; Lauber, M. B.; Muhr, V.; Kratzer, D.; Paradies, J. *Org. Biomol. Chem.* **2011**, *9*, 4323.

(6) For selected work on metal-catalyzed asymmetric transfer hydrogenation with Hantzsch esters, see: (a) Zehani, S.; Gelbard, G. *J. Chem. Soc., Chem. Commun.* **1985**, 1162. (b) Yang, J. W.; List, B. *Org. Lett.* **2006**, *8*, 5653. (c) Wang, D. W.; Zeng, W.; Zhou, Y. G. *Tetrahedron: Asymmetry* **2007**, *18*, 1103.

(7) (a) Chen, Q. A.; Chen, M. W.; Yu, C. B.; Shi, L.; Wang, D. S.; Yang, Y.; Zhou, Y. G. *J. Am. Chem. Soc.* **2011**, *133*, 16432. (b) Chen, Q. A.; Wang, D. S.; Zhou, Y. G.; Duan, Y.; Fan, H. J.; Yang, Y.; Zhang, Z. *J. Am. Chem. Soc.* **2011**, *133*, 6126.

(8) For selected work from our group on asymmetric hydrogenation and transfer hydrogenation, see quinolines: (a) Wang, W. B.; Lu, S. M.; Yang, P. Y.; Han, X. W.; Zhou, Y. G. *J. Am. Chem. Soc.* **2003**, *125*, 10536. (b) Lu, S. M.; Han, X. W.; Zhou, Y. G. *Adv. Synth. Catal.* **2004**, *346*, 909. (c) Lu, S. M.; Wang, Y. Q.; Han, X. W.; Zhou, Y. G. *Angew. Chem., Int. Ed.* **2006**, *45*, 2260. (d) Wang, D. W.; Wang, X. B.; Wang, D. S.; Lu, S. M.; Zhou, Y. G.; Li, Y. X. *J. Org. Chem.* **2009**, *74*, 2780. (e) Wang, D. W.; Wang, D. S.; Chen, Q. A.; Zhou, Y. G. *Chem.—Eur. J.* **2010**, *16*, 1133. Pyridines: (f) Wang, X. B.; Zeng, W.; Zhou, Y. G. *Tetrahedron Lett.* **2008**, *49*, 4922. Indoles: (g) Wang, D. S.; Chen, Q. A.; Li, W.; Yu, C. B.; Zhou, Y. G.; Zhang, X. M. *J. Am. Chem. Soc.* **2010**, *132*, 8909. Pyrroles: (h) Wang, D. S.; Ye, Z. S.; Chen, Q. A.; Zhou, Y. G.; Yu, C. B.; Fan, H. J.; Duan, Y. *J. Am. Chem. Soc.* **2011**, *133*, 8866.

(9) For selected work on BNAH, see: (a) Lo, H. C.; Buriez, O.; Kerr, J. B.; Fish, R. H. *Angew. Chem., Int. Ed.* **1999**, *38*, 1429. (b) Konno, H.; Sakamoto, K.; Ishitani, O. *Angew. Chem., Int. Ed.* **2000**, *39*, 4061. (c) Fukuzumi, S.; Inada, O.; Suenobu, T. *J. Am. Chem. Soc.* **2003**, *125*, 4808. (d) Richter, D.; Mayr, H. *Angew. Chem., Int. Ed.* **2009**, *48*, 1958. (e) Matsubara, Y.; Koga, K.; Kobayashi, A.; Konno, H.; Sakamoto, K.; Morimoto, T.; Ishitani, O. *J. Am. Chem. Soc.* **2010**, *132*, 10547. For selected work on other NAD(P)H models, see: (f) Ohno, A.; Ishikawa, Y.; Yamazaki, N.; Okamura, M.; Kawai, Y. *J. Am. Chem. Soc.* **1998**, *120*, 1186. (g) Kanomata, N.; Nakata, T. *J. Am. Chem. Soc.* **2000**, *122*, 4563. (h) Zhang, B. L.; Zhu, X. Q.; Lu, J. Y.; He, J. Q.; Wang, P. G.; Cheng, J. P. *J. Org. Chem.* **2003**, *68*, 3295. (i) Wang, N. X.; Zhao, J. *Synlett* **2007**, 2785.

(10) For recent work on asymmetric reduction of benzoxazinones, see: (a) Rueping, M.; Antonchick, A. P.; Theissmann, T. *Angew. Chem., Int. Ed.* **2006**, *45*, 6751. (b) Storer, R. I.; Carrera, D. E.; Ni, Y.; MacMillan, D. W. C. *J. Am. Chem. Soc.* **2006**, *128*, 84. (c) Xue, Z. Y.; Jiang, Y.; Peng, X. Z.; Yuan, W. C.; Zhang, X. M. *Adv. Synth. Catal.* **2010**, *352*, 2132.

(11) For recent work on asymmetric hydrogenation assisted by chiral phosphoric acids, see: (a) Li, C. Q.; Wang, C.; Villa-Marcos, B.; Xiao, J. L. *J. Am. Chem. Soc.* **2008**, *130*, 14450. (b) Li, C. Q.; Villa-Marcos, B.; Xiao, J. L. *J. Am. Chem. Soc.* **2009**, *131*, 6967. (c) Rueping, M.; Koenigs, R. M. *Chem. Commun.* **2011**, 47, 304. (d) Zhou, S.; Fleischer, S.; Junge, K.; Beller, M. *Angew. Chem., Int. Ed.* **2011**, *50*, 5120.

(12) For recent reviews on chiral phosphoric acids, see: (a) Akiyama, T. *Chem. Rev.* **2007**, *107*, 5744. (b) Kampen, D.; Reisinger, C. M.; List, B. *Top. Curr. Chem.* **2010**, *291*, 395. (c) Terada, M. *Synthesis* **2010**, 1929. (d) Zamfir, A.; Schenker, S.; Freund, M.; Tsogoeva, S. B. *Org. Biomol. Chem.* **2010**, *8*, 5262.

(13) Bartók, M. *Chem. Rev.* **2010**, *110*, 1663.

(14) No product was observed when *N*-methyl dihydrophenanthridine (stoichiometric amount) was used as hydrogen source in the (S)-**5d**-catalyzed transfer hydrogenation of benzoxazinone **3a** at room temperature after 16 h. This result suggests that the N–H in DHPD **2** is crucial for the realization of the biomimetic asymmetric hydrogenation. A similar phenomenon was also observed in our previous work; see ref 7b.

(15) (a) Simón, L.; Goodman, J. M. *J. Am. Chem. Soc.* **2008**, *130*, 8741. (b) Marcelli, T.; Hammar, P.; Himo, F. *Chem.—Eur. J.* **2008**, *14*, 8562.

(16) For recent work on asymmetric reduction of benzoxazines, see ref 10a and (a) Rueping, M.; Sugiono, E.; Steck, A.; Theissmann, T. *Adv. Synth. Catal.* **2010**, *352*, 281. (b) Bleschke, C.; Schmidt, J.; Kundu, D. S.; Blechert, S.; Thomas, A. *Adv. Synth. Catal.* **2011**, *353*, 3101. Dihydrobenzoxazines were used as catalysts: (c) Ebner, C.; Pfaltz, A. *Tetrahedron* **2011**, *67*, 10287.

(17) For recent reviews on asymmetric hydrogenation of aromatic compounds, see: (a) Glorius, F. *Org. Biomol. Chem.* **2005**, *3*, 4171. (b) Zhou, Y. G. *Acc. Chem. Res.* **2007**, *40*, 1357. (c) Kuwano, R. *Heterocycles* **2008**, *76*, 909. (d) Wang, D. S.; Chen, Q. A.; Lu, S. M.; Zhou, Y. G. *Chem. Rev.* **2011**, DOI: 10.1021/cr200328h.

(18) For transition-metal-catalyzed asymmetric reduction of quinoxalines, see: (a) Murata, S.; Sugimoto, T.; Matsuura, S. *Heterocycles* **1987**, *26*, 763. (b) Bianchini, C.; Barbaro, P.; Scapacci, G.; Farnetti, E.; Graziani, M. *Organometallics* **1998**, *17*, 3308. (c) Cobley, C. J.; Henschke, J. P. *Adv. Synth. Catal.* **2003**, *345*, 195. (d) Mršić, N.; Jerphagnon, T.; Minnaard, A. J.; Feringa, B. L.; de Vries, J. G. *Adv. Synth. Catal.* **2009**, *351*, 2549. (e) Tang, W. J.; Xu, L. J.; Fan, Q. H.; Wang, J.; Fan, B. M.; Zhou, Z. Y.; Lam, K. H.; Chan, A. S. C. *Angew. Chem., Int. Ed.* **2009**, *48*, 9135. (f) Cartigny, D.; Nagano, T.; Ayad, T.; Genet, J. P.; Ohshima, T.; Mashima, K.; Ratovelomanana-Vidal, V. *Adv. Synth. Catal.* **2010**, *352*, 1886. (g) Qin, J.; Chen, F.; Ding, Z.; He, Y. M.; Xu, L.; Fan, Q. H. *Org. Lett.* **2011**, *13*, 6568.

(19) For organocatalytic asymmetric reduction of quinoxalines, see: Rueping, M.; Tato, F.; Schoepke, F. R. *Chem.—Eur. J.* **2010**, *16*, 2688.

(20) For selected work on transition-metal-catalyzed asymmetric reduction of quinolines, see: refs 8a–e and (a) Lam, K. H.; Xu, L. J.; Feng, L. C.; Fan, Q. H.; Lam, F. L.; Lo, W. H.; Chan, A. S. C. *Adv. Synth. Catal.* **2005**, *347*, 1755. (b) Xu, L. J.; Lam, K. H.; Ji, J. X.; Wu, J.; Fan, Q. H.; Lo, W. H.; Chan, A. S. C. *Chem. Commun.* **2005**, 1390. (c) Reetz, M. T.; Li, X. G. *Chem. Commun.* **2006**, 2159. (d) Wang, Z. J.; Deng, G. J.; Li, Y.; He, Y. M.; Tang, W. J.; Fan, Q. H. *Org. Lett.* **2007**, *9*, 1243. (e) Li, Z. W.; Wang, T. L.; He, Y. M.; Wang, Z. J.; Fan, Q. H.; Pan, J.; Xu, L. J. *Org. Lett.* **2008**, *10*, 5265. (f) Lu, S. M.; Bolm, C. *Adv. Synth. Catal.* **2008**, *350*, 1101. (g) Mršić, N.; Lefort, L.; Boogers, J. A. F.; Minnaard, A. J.; Feringa, B. L.; de Vries, J. G. *Adv. Synth. Catal.* **2008**, *350*, 1081. (h) Zhou, H. F.; Li, Z. W.; Wang, Z. J.; Wang, T. L.; Xu, L. J.; He, Y.; Fan, Q. H.; Pan, J.; Gu, L. Q.; Chan, A. S. C. *Angew. Chem., Int. Ed.* **2008**, *47*, 8464. (i) Tadaoka, H.; Cartigny, D.; Nagano, T.; Gosavi, T.; Ayad, T.; Genet, J. P.; Ohshima, T.; Ratovelomanana-Vidal, V.; Mashima, K. *Chem.—Eur. J.* **2009**, *15*, 9990. (j) Wang, C.; Li, C. Q.; Wu, X. F.; Pettman, A.; Xiao, J. L. *Angew. Chem., Int. Ed.* **2009**, *48*, 6524. (k) Núñez-Rico, J. L.; Fernández-Pérez, H.; Benet-Buchholz, J.; Vidal-Ferran, A. *Organometallics* **2010**, *29*, 6627. (l) Wang, T.; Zhuo, L. G.; Li, Z.; Chen, F.; Ding, Z.; He, Y.; Fan, Q. H.; Xiang, J.; Yu, Z. X.; Chan, A. S. C. *J. Am. Chem. Soc.* **2011**, *133*, 9878.

(21) For recent work on organocatalytic asymmetric reduction of quinolines, see: (a) Rueping, M.; Antonchick, A. R.; Theissmann, T. *Angew. Chem., Int. Ed.* **2006**, *45*, 3683. (b) Guo, Q. S.; Du, D. M.; Xu, J. *Angew. Chem., Int. Ed.* **2008**, *47*, 759. (c) Rueping, M.; Theissmann, T.; Raja, S.; Bats, J. W. *Adv. Synth. Catal.* **2008**, *350*, 1001. (d) Rueping, M.; Theissmann, T. *Chem. Sci.* **2010**, *1*, 473.

(22) For recent reviews on catalyst combined by metal and chiral phosphoric acids, see: (a) Shao, Z. H.; Zhang, H. B. *Chem. Soc. Rev.* **2009**, *38*, 2745. (b) Rueping, M.; Koenigs, R.; Atodiresei, I. *Chem.—Eur. J.* **2010**, *16*, 9350. (c) Zhou, J. *Chem. Asian J.* **2010**, *5*, 422. (d) Zhong, C.; Shi, X. D. *Eur. J. Org. Chem.* **2010**, 2999.